

MOD INFO STAND

Package Contents

1x Base



1x Main body



2x L Bracket



Set of Felt Pads



1x 4mm Allen Key



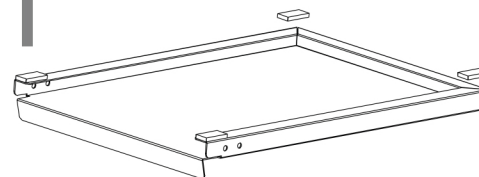
8x M4 Screws and Washers



1x Mod Kit

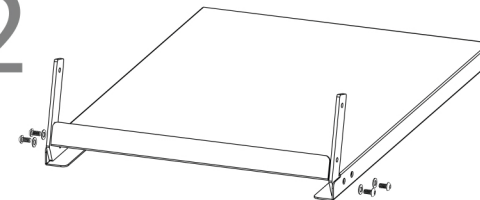


1



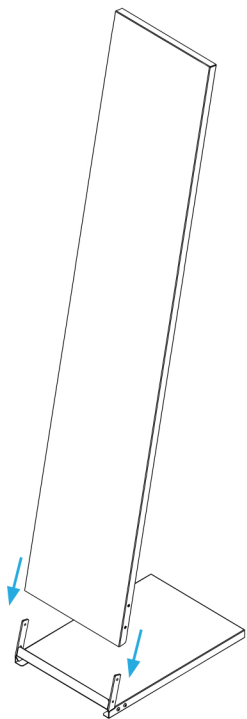
Attach the included felt pads to the base.

2



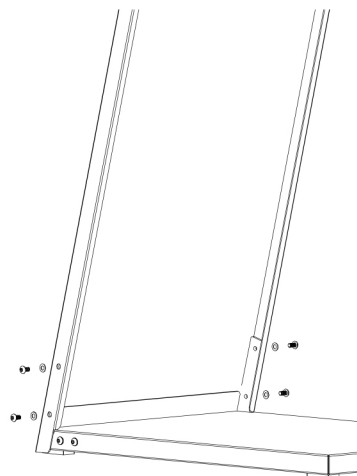
Mount the L brackets on the base. The short side is fixed to the base, the long side is fixed to the main body in the next step.

3



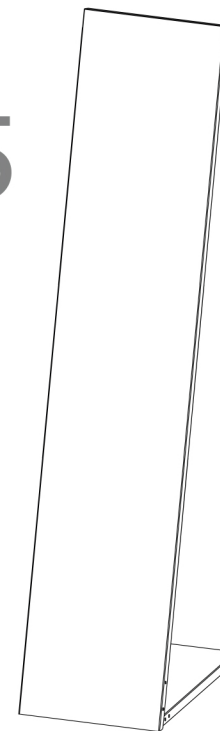
Place the main body on the L brackets. The easiest way to do this is to place the base on the floor and attach the main body from above.

4



Use the screws and washers to tighten the main body onto the L brackets

5



Indicate your preferred place to stick your attachment(s) and use the temporary tape in the MODKIT to assist in aligning and facilitating when sticking on the attachments.

Mod Stand Dimensions (WxHxD)
280mm x 1335mm x 410mm

A4 Sign Holder Dimensions (WxHxD)
223mm x 305mm x 8mm

A4 Brochure Holder Dimensions (WxHxD)
225mm x 285mm x 34mm

A5 Brochure Holder Dimensions (WxHxD)
156mm x 210mm x 34mm

DL Brochure Holder Dimensions (WxHxD)
110mm x 210mm x 34mm