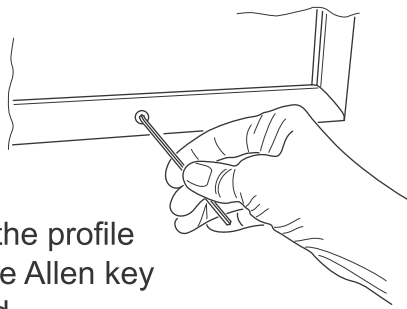
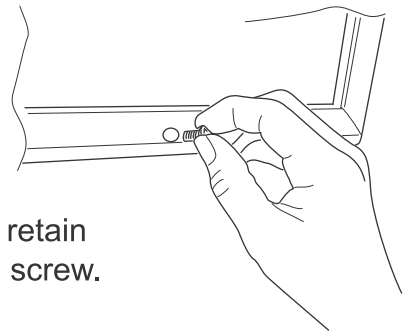


Lockable Snap Frame

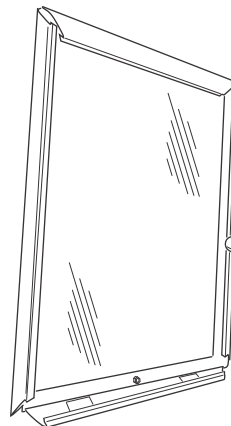
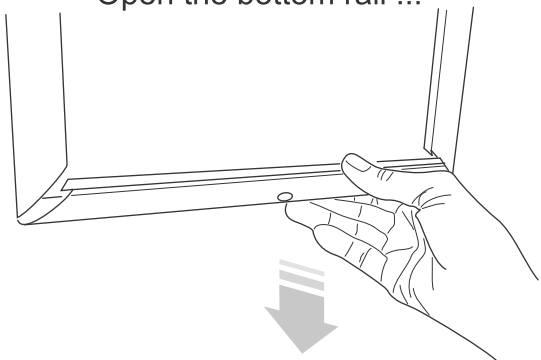


Unlock the profile using the Allen key provided.




Remove & retain the locking screw.

Open the bottom rail ...


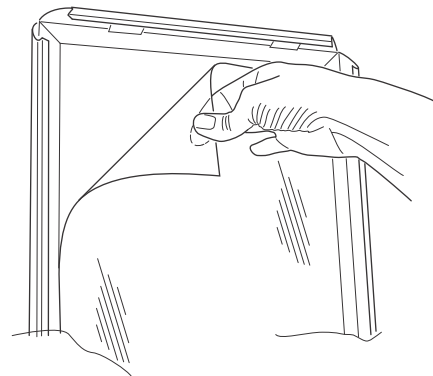


... followed by the side rails ...

... then the top rail.



Remove the cover sheet



Insert your poster

To finish ...

Replace the cover sheet

Snap the profile shut:

- Top rail 1st
- Side rails 2nd
- Bottom rail 3rd

Replace & tighten the locking screw

Place the Allen key in a safe place!